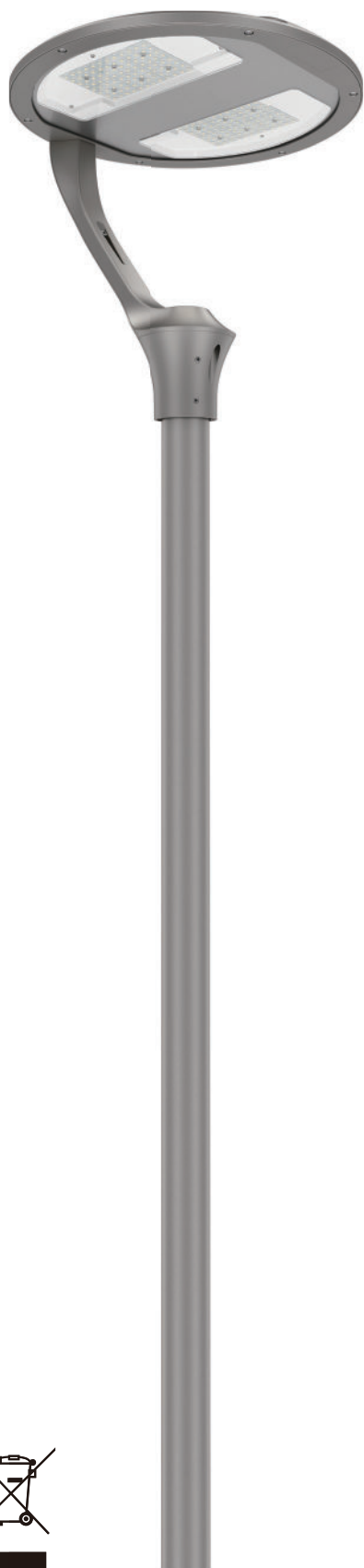


HALO LED Street Light



5 YEAR
WARRANTY

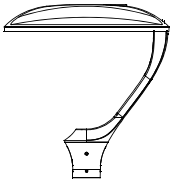
Product Benefits

- Light efficiency up to 170lm/w
- Up to 100, 000hrs @ L70, low maintenance cost
- World class, approbated quality components (LEDs /Driver /etc.)
- Six mounting options, post top, pendant, suspension, side entry and etc
- Smooth body would greatly diminish dust and bird droppings accumulation
- 5 years warranty





Product Datasheet



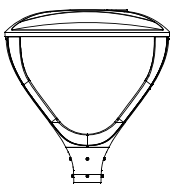
PT1: Post Top - Single arm

Order Reference
ZGSM-ST20-30 PT1

Post Top - Single arm

Model No		ZGSM-ST20-30PT1	ZGSM-ST20-30PT1*	ZGSM-ST20-50PT1	ZGSM-ST20-50PT1*	ZGSM-ST20-80PT1
Nominal Wattage		30W	30W	50W	50W	80W
3030 Version	Efficiency Lumen	145 lm /w 4350 lm	160 lm /w 4800 lm	145 lm /w 7250 lm	160 lm /w 8000 lm	145 lm /w 11600 lm
5050 Version	Efficiency Lumen	150 lm /w 4500 lm	-- --	150 lm /w 7500 lm	-- --	150 lm /w 12000 lm
Model No		ZGSM-ST20-80PT1*	ZGSM-ST20-100PT1	ZGSM-ST20-100PT1*	ZGSM-ST20-120PT1	ZGSM-ST20-150PT1
Nominal Wattage		80W	100W	100W	120W	150W
3030 Version	Efficiency Lumen	155 lm /w 12400 lm	135 lm /w 13500 lm	150 lm /w 15000 lm	140 lm /w 16800 lm	135 lm /w 20250 lm
5050 Version	Efficiency Lumen	-- --	145 lm /w 14500 lm	-- --	145 lm /w 17400 lm	145 lm /w 21750 lm

- Above values are calculated based on the product with CCT over 3000K, values of 3000K are 5% lower than above values.
- Luminous efficacy values are different when the same model with different optical lenses.
- Values shown are subject to $\pm 5\%$ tolerance.
- Model No with "*" means high efficiency version



PT2: Post Top - Double arm

Order Reference
ZGSM-ST20-30 PT2

Post Top - Double arm

Model No		ZGSM-ST20-30PT2	ZGSM-ST20-30PT2*	ZGSM-ST20-50PT2	ZGSM-ST20-50PT2*	ZGSM-ST20-80PT2
Nominal Wattage		30W	30W	50W	50W	80W
3030 Version	Efficiency Lumen	135 lm /w 4050 lm	155 lm /w 4650 lm	140 lm /w 7000 lm	155 lm /w 7750 lm	135 lm /w 10800 lm
5050 Version	Efficiency Lumen	145 lm /w 4350 lm	-- --	145 lm /w 7250 lm	-- --	145 lm /w 11600 lm
Model No		ZGSM-ST20-80PT2*	ZGSM-ST20-100PT2	ZGSM-ST20-100PT2*	ZGSM-ST20-120PT2	ZGSM-ST20-150PT2
Nominal Wattage		80W	100W	100W	120W	150W
3030 Version	Efficiency Lumen	145 lm /w 11600 lm	130 lm /w 13000 lm	145 lm /w 14500 lm	135 lm /w 16200 lm	130 lm /w 19500 lm
5050 Version	Efficiency Lumen	-- --	140 lm /w 14000 lm	-- --	140 lm /w 16800 lm	140 lm /w 21000 lm

- Above values are calculated based on the product with CCT over 3000K, values of 3000K are 5% lower than above values.
- Luminous efficacy values are different when the same model with different optical lenses.
- Values shown are subject to $\pm 5\%$ tolerance.
- Model No with "*" means high efficiency version

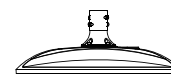
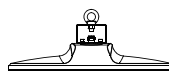
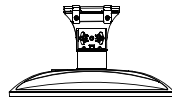
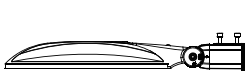
Product Datasheet

SE: Side Entry

WS: Wire Suspension

HB: High Bay

PP: Pole Pendant



Order Reference
ZGSM-ST20-30 PP

Side Entry | Wire Suspension | High Bay | Pole Pendant

Model No		ZGSM-ST20-30 □	ZGSM-ST20-30 □ *	ZGSM-ST20-50 □	ZGSM-ST20-50 □ *	ZGSM-ST20-80 □
Nominal Wattage		30W	30W	50W	50W	80W
3030 Version	Efficiency Lumen	150 lm /w 4500 lm	170 lm /w 5100 lm	155 lm /w 7750 lm	170 lm /w 8500 lm	150 lm /w 12000 lm
5050 Version	Efficiency Lumen	155 lm /w 4650 lm	-- --	160 lm /w 8000 lm	-- --	155 lm /w 12400 lm
Model No		ZGSM-ST20-80 □ *	ZGSM-ST20-100 □	ZGSM-ST20-100 □ *	ZGSM-ST20-120 □	ZGSM-ST20-150 □
Nominal Wattage		80W	100W	100W	120W	150W
3030 Version	Efficiency Lumen	165 lm /w 13200 lm	145 lm /w 14500 lm	160 lm /w 16000 lm	145 lm /w 17400 lm	145 lm /w 21750 lm
5050 Version	Efficiency Lumen	-- --	155 lm /w 15500 lm	-- --	150 lm /w 18000 lm	150 lm /w 22500 lm

- Above values are calculated based on the product with CCT over 3000K, values of 3000K are 5% lower than above values.
- Luminous efficacy values are different when the same model with different optical lenses.
- Values shown are subject to ±5% tolerance.
- Model No with "*" means high efficiency version

Electrical Data:

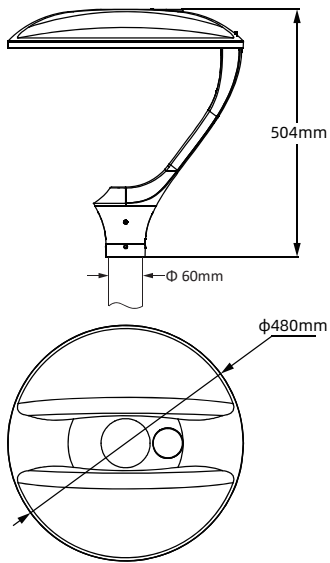
Nominal Voltage	AC 100-240V / 277V 50 / 60Hz
LED	Philips Lumileds
Driver	Inventronics / Other brands on request
Power Factor (PF)	>0.95
THD	<15
SPD	10KV (Default) / 20KV (available on request)
Optics	Type II, Type III, TYPE V
Standard Deviation of Color Matching	<5 SDCM
CRI	Ra>70 (Default) / Ra>80
CCT	3000K, 4000K, 5000K, 5700K

General Data

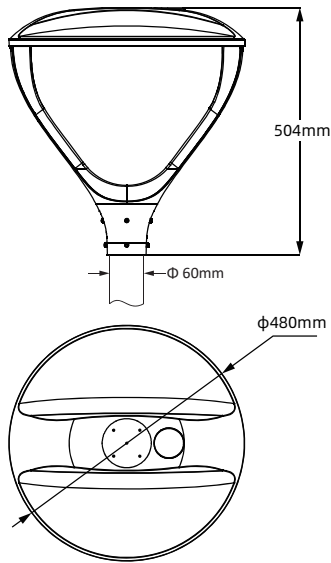
Body Material	High pressure die-cast aluminum
Housing Color	Gray (RAL9007) / Black (available on request)
Cover Material	Tempered glass
Lens Material	UV-resistant Polycarbonate
Working Environment	-40°C ~ +50°C, 10% ~ 90%RH
Lifespan L70 at 25 °C	>100, 000 h
Mounting Type	Post Top Pole Pendant Wire Suspension Side Entry
Dimmable	1-10V Dimming (Default) / Timer Dimming
Protection Class	Class I (Default) / Class II
Standards	CE, RoHS, ENEC, CB, LM79, LM80, TM-21, IP66, IK10
Available on request	NEMA socket (3/5/7pin), ZHAGA socket, Short cap, Photocell, Motion sensor, NTC, OLC, Solar Compatible, DALI Dimming

Product Information

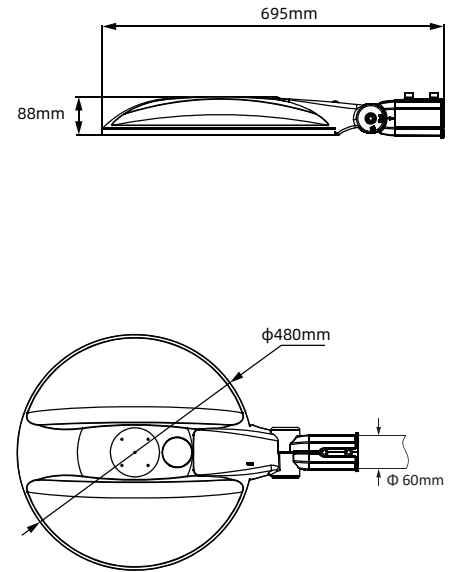
PT1: Post Top - Single arm



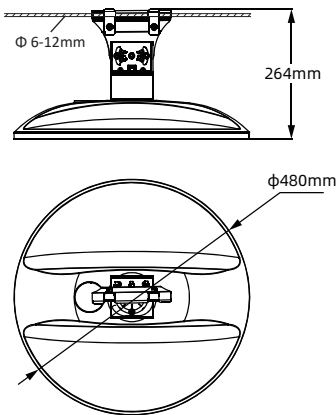
PT2: Post Top - Double arm



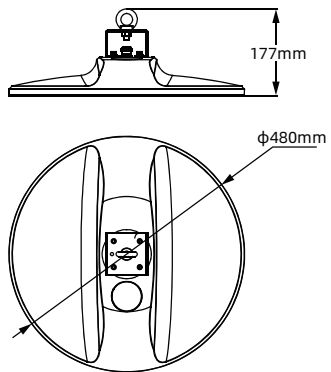
SE: Side Entry




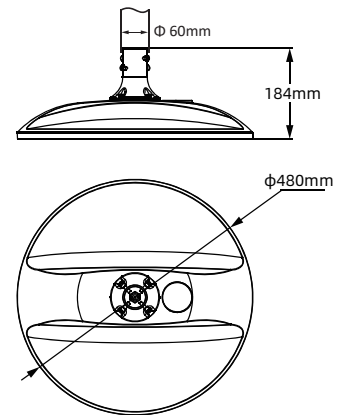
WS: Wire Suspension



HB: High Bay



PP: Pole Pendant

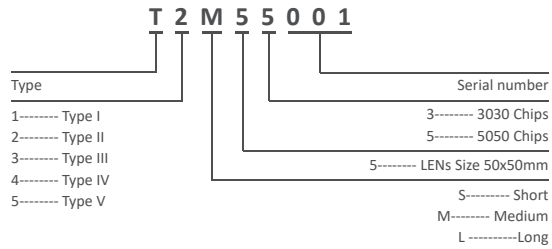


Version	Packing Type	Fixture Dimension (mm)	Package Dimension (mm)	Fixture Weight (kg)	Package Weight (kg)
Post Top - Single arm	1unit /ctn	480 x480 x504	495*495*170	6.8	7.8
Post Top - Double arm	1unit /ctn	480 x480 x504	495*495*170	7.2	8.2
Pole Pendant	1unit /ctn	480 x480 x184	495*495*170	6.0	7.0
Wire Suspension	1unit /ctn	480 x480 x264	495*495*170	6.9	7.9
High Bay	1unit /ctn	480 x480 x177	495*495*170	6.3	7.3
Side Entry	1unit /ctn	695 x480 x88	495*495*170	6.8	7.8

Product Datasheet

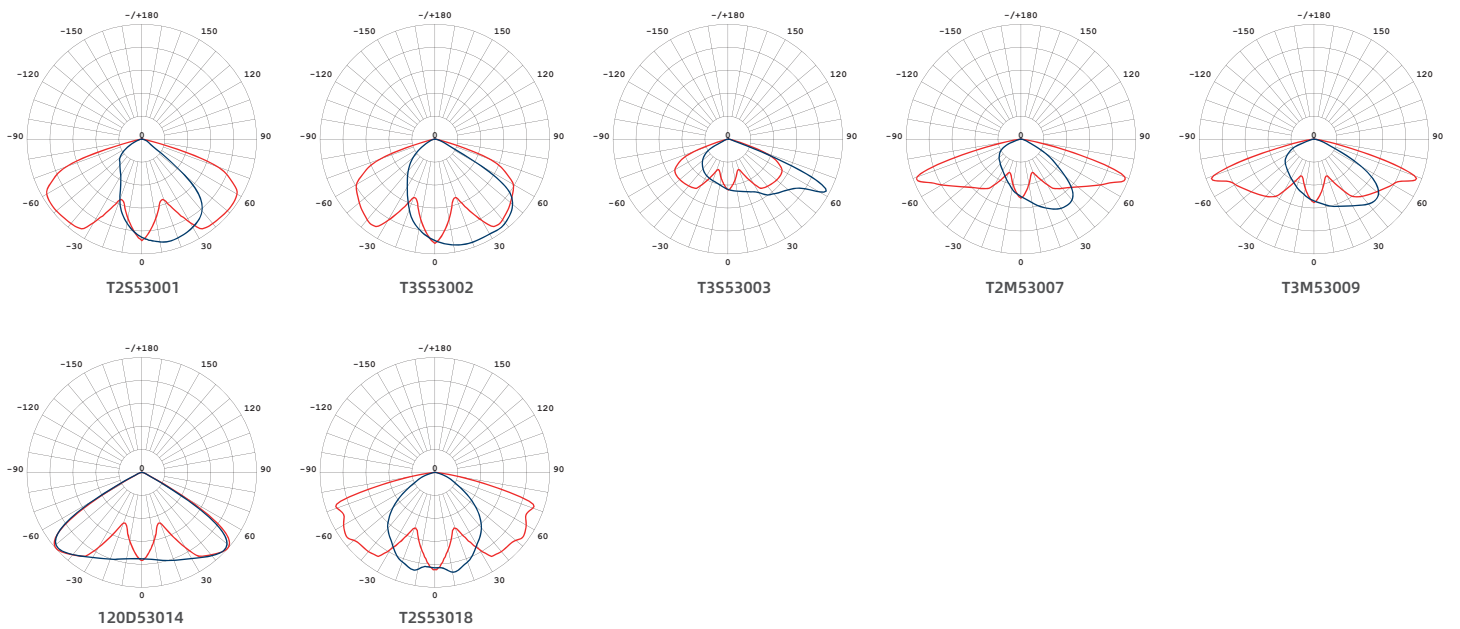
Light Distributions

Order reference

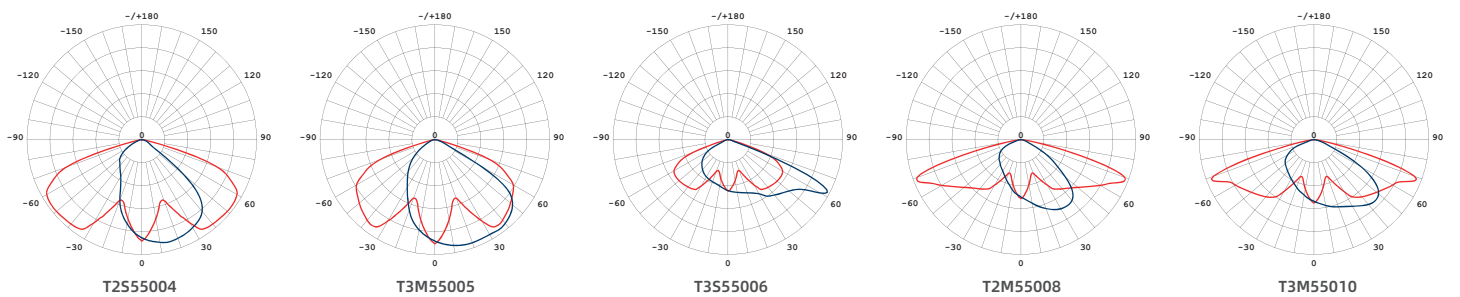


Post Top - Single arm

3030 Version



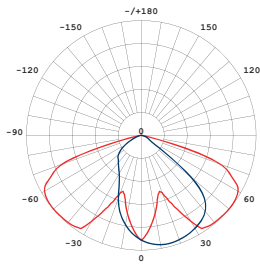
5050 Version



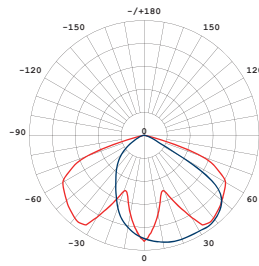
Product Datasheet

Post Top - Double arm

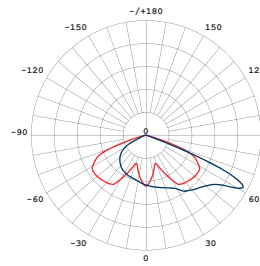
3030 Version



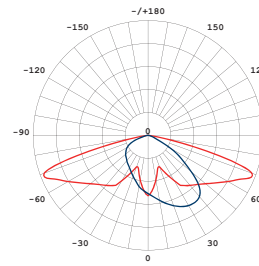
T2S53001



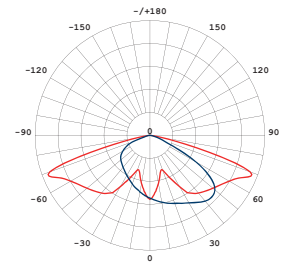
T3S53002



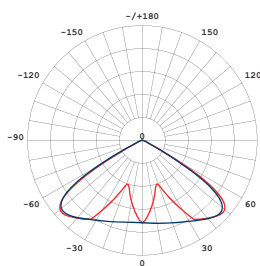
T3S53003



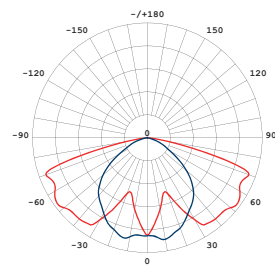
T2M53007



T3M53009

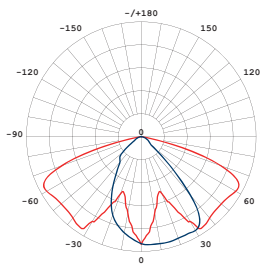


T2D53014

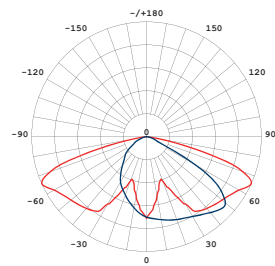


T2S53018

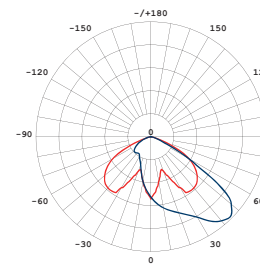
5050 Version



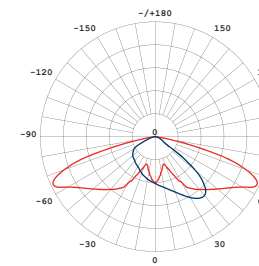
T2S55004



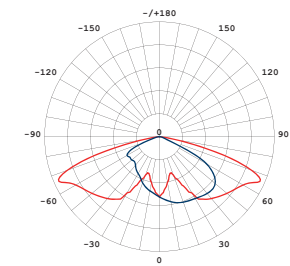
T3M55005



T3S55006



T2M55008

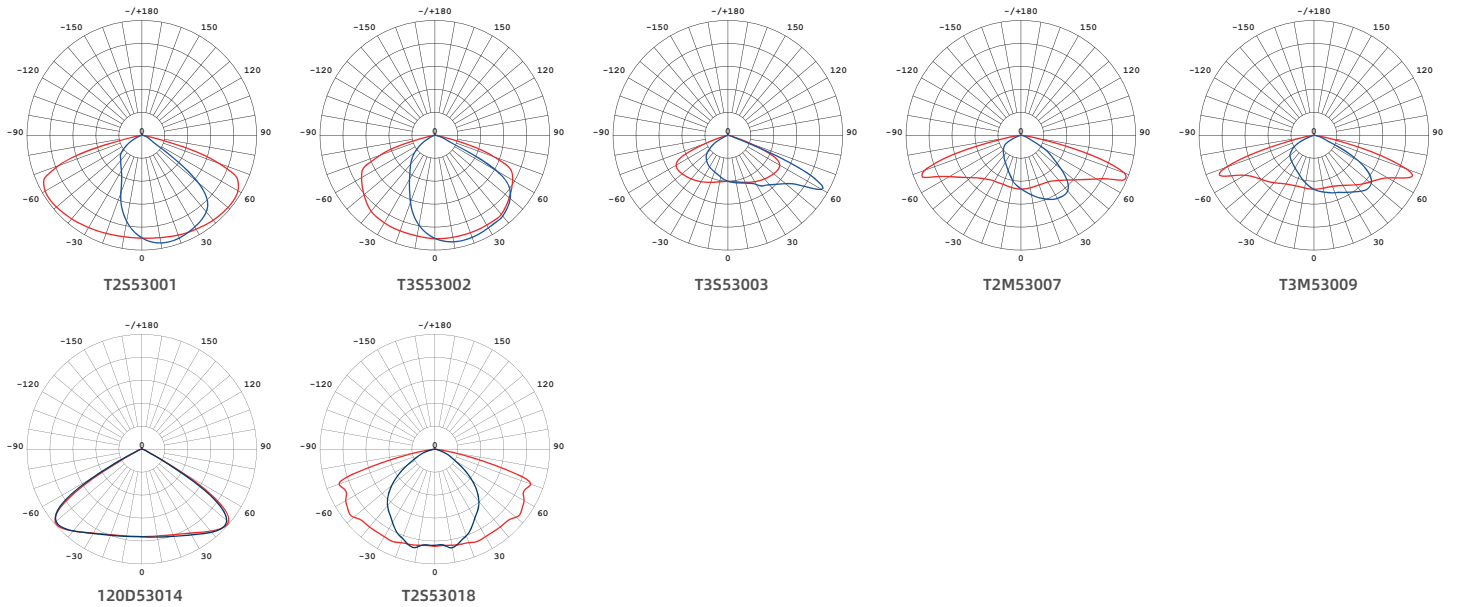


T3M55010

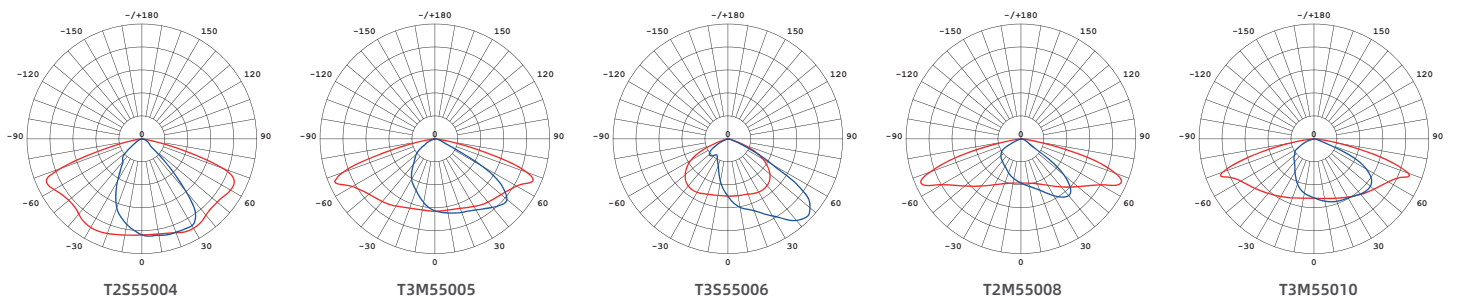
Product Datasheet

Side Entry | Wire Suspension | High Bay | Pole Pendant

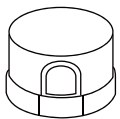
3030 Version



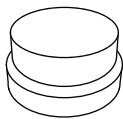
5050 Version



Optional accessories



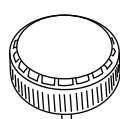
Photocell



Short Cap



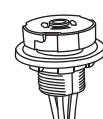
NEMA Socket
(3 / 5 / 7pin)



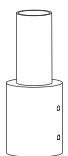
Motion Sensor



Smart Controller



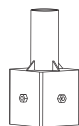
ZHAGA Socket



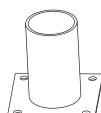
"80-60mm"



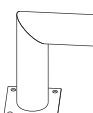
"60-40mm"



Square to round



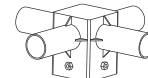
"T" Type



"L" Type



"2" in "1"



"4" in "1"